



Tuesday, December 20, 2005

Results Summary

Show All Pages and Questions

[Export...](#) [View Detail >>](#)

Filter Results

To analyze a subset of your data, you can create one or more filters.

[Add Filter...](#)

Total: 520

Visible: 520

Share Results

Your results can be shared with others, without giving access to your account.

[Configure...](#)

Status: Enabled

Reports: Summary Only


















1. Untitled Page

1. How interested are you in completing your bachelor's degree?

	Response Percent	Response Total
Very Interested	87.8%	441
Somewhat Interested	12.5%	63
Not Interested	1.4%	7
Total Respondents		502
(skipped this question)		18

2. Please check the bachelor's degree program you are most interested in completing:



	Response Percent	Response Total
Anthropology	3.1%	16
Applied Science/Technology	8.2%	42
Business/Accounting	14%	72
Business/Administration	15.6%	80
Business/Information Technology	14.4%	74
Business/Management	12.9%	66
Business Marketing	8.8%	45
Business Technology	5.5%	28
Communications	5.5%	28
Computer Science	14.8%	76
Criminal Justice/Law	7.4%	38

Elementary Education (Teacher)		8.8%	45
Secondary Education (Teacher)		8%	41
English		6%	31
Engineering Technology		8%	41
Environmental Studies		6.8%	35
History		4.5%	23
Hotel & Restaurant Management		6%	31
International Studies		5.1%	26
Liberal Arts/Liberal Studies <i>Please select One:</i>		6.4%	33
.....Humanities		5.3%	27
.....Psychology		10.1%	52
.....Social Science		5.5%	28
.....Sociology		4.9%	25
Political Science		4.9%	25
Social Work		9.9%	51
Women's Studies		1.9%	10
View Other (please specify)		26.5%	136
		Total Respondents	513
		(skipped this question)	7

3. If the degree program you selected were offered at South Seattle, how interested would you be in enrolling in the next 12 months?

		Response Percent	Response Total
Very Interested		83.2%	425
Somewhat Interested		15.9%	81
Not Interested		2.5%	13
		Total Respondents	511
		(skipped this question)	9

4. If the program you selected were offered at South Seattle, how interested are you in attending class on a *weekday*?

		Response Percent	Response Total
Very Interested		73.9%	371
Somewhat Interested		23.1%	116
Not Interested		4.6%	23
		Total Respondents	502

(skipped this question) 18

5. Check the days of the week you would prefer to attend classes on the South Seattle campus.

	Response Percent	Response Total
Monday/Wednesday	66.9%	338
Tuesday/Thursday	67.5%	341
Wednesday/Friday	36.4%	184
Total Respondents		505
(skipped this question)		15

6. Check the time of day you would prefer to attend classes at South.

	Response Percent	Response Total
Between Noon and 4:30 p.m.	50.3%	252
After 4:30 p.m.	62.3%	312
Total Respondents		501
(skipped this question)		19

7. If the above program you selected were offered at South Seattle, how interested would you be in attending class on a Saturday?

	Response Percent	Response Total
Very Interested	45.5%	229
Somewhat Interested	37.8%	190
Not Interested	17.5%	88
Total Respondents		503
(skipped this question)		17

8. Please check the time of day you would prefer to attend Saturday classes.

	Response Percent	Response Total
Morning	74%	339
Afternoon	34.1%	156
Evening	18.6%	85
Total Respondents		458
(skipped this question)		62

9. If the above program you selected were offered in a combination of *On-line and On-Campus* classes, how

interested would you be in taking such courses?

	Response Percent	Response Total
Very Interested	67.7%	337
Somewhat Interested	26.3%	131
Not Interested	8.6%	43
Total Respondents		498
(skipped this question)		22

10. Please check which four-year institutions you would like to see offer courses at South Seattle.

	Response Percent	Response Total
Eastern Washington University	27%	134
Heritage University (formerly Heritage College)	6.2%	31
University of Washington Evening Degree Program	76%	377
Western Washington University	41.3%	205
Washington State University	57.5%	285
The Evergreen State College	21.8%	108
City University	14.1%	70
University of Phoenix	9.9%	49
<input type="button" value="View"/> Other (please specify)	9.1%	45
Total Respondents		496
(skipped this question)		24

2. Untitled Page

11. Are you familiar with the UW Evening Degree Program?

	Response Percent	Response Total
Yes	38.4%	178
No	61.8%	286
Total Respondents		463
(skipped this question)		57

12. How interested would you be in taking UW Seattle evening credit courses toward a bachelor's degree at South Seattle?

	Response Percent	Response Total
Very Interested	67%	309

Somewhat Interested		28.6%	132
Not Interested		6.1%	28
		Total Respondents	461
		(skipped this question)	59

13. How interested would you be in taking some of your UW evening classes at both South Seattle Community College and UW Seattle campus?

		Response Percent	Response Total
Very Interested		41.2%	189
Somewhat Interested		39%	179
Not Interested		20.7%	95
		Total Respondents	459
		(skipped this question)	61

14. If you are considering the University of Washington Seattle for your bachelor's degree, please rank in order the factors affecting your decision on a scale of 1 to 5, with 1 being the most important and 5 being the least important:

		Response Percent	Response Total
View	Class size		99.2% 375
View	College reputation		97.6% 369
View	Location		99.2% 375
View	Major		99.5% 376
View	Cost		98.1% 371
		Total Respondents	378
		(skipped this question)	142

15. If cost is a consideration, will you need financial aid?

		Response Percent	Response Total
Yes		63.1%	282
No		14.3%	64
Not sure		23.7%	106
		Total Respondents	447
		(skipped this question)	73

16. If you want to know more about applying for financial aid, please provide your name and contact information below.

View	Total Respondents	80
----------------------	--------------------------	-----------

(skipped this question) 440

3. Untitled Page

17. Gender:

	Response Percent	Response Total
Male	31.5%	135
Female	68.5%	293
Total Respondents		428
(skipped this question)		92

18. Age:

	Response Percent	Response Total
Under 18 years old	2.7%	12
18-24 years old	25.2%	110
25-34 years old	32.7%	143
35-44 years old	24.9%	109
45-55 years old	12.6%	55
Over 55 years old	3%	13
Total Respondents		437
(skipped this question)		83

19. Which of the following reflects your current employment status?

	Response Percent	Response Total
Hourly paid employee	63%	271
Supervisor or manager	11.6%	50
Director or senior director	1.9%	8
Executive management	0.5%	2
View Other (please specify)	26.3%	113
Total Respondents		430
(skipped this question)		90

20. If you are currently employed, what is the name of the organization you work for?

View Total Respondents	291
(skipped this question)	229

21. What is your zip code?

		Response Percent	Response Total
<input type="button" value="View"/>	Home	99.8%	403
<input type="button" value="View"/>	Work	68.1%	275
		Total Respondents	404
		(skipped this question)	116

22. How many miles are you willing to travel from your *home* to attend a bachelor's degree program?






		Response Percent	Response Total
	0-5 miles	16.9%	73
	6-10 miles	35%	151
	11-15 miles	30.1%	130
	16-20 miles	18.8%	81
	More than 20 miles	13.9%	60
		Total Respondents	432
		(skipped this question)	88

23. How many miles are you willing to travel from your *work* to attend a bachelor's degree program?



		Response Percent	Response Total
	0-5 miles	16.5%	68
	6-10 miles	35.9%	148
	11-15 miles	27.2%	112
	16-20 miles	17.2%	71
	More than 20 miles	11.4%	47
		Total Respondents	412
		(skipped this question)	108

24. What level of education have you completed?

		Response Percent	Response Total
	High School/GED	14.5%	63
	Under 24 College Credits	9.4%	41
	25-60 College Credits	25.1%	109
	Over 60 credits	20.7%	90

Associate of Arts Degree (AA)		17.7%	77
Associate of Science Degree (AS)		5.3%	23
Associate of Applied Science (AAS)		8.8%	38
Bachelor's Degree		10.4%	45
View Other (please specify)		6.2%	27
Total Respondents			434
(skipped this question)			86

25. Would you be interested in attending an informal "Lunch and Learn" session about South Seattle's new University Center and its university partners?

		Response Percent	Response Total
Yes		67.5%	289
No		32.5%	139
Total Respondents			428
(skipped this question)			92

26. Would you be interested in receiving more information about course offerings and programs at South Seattle?

		Response Percent	Response Total
Yes		76.6%	324
No		23.4%	99
Total Respondents			423
(skipped this question)			97

27. If you answered YES to question 23 and/or 24, please provide your email or mailing address so we can contact you.

View Total Respondents	303
(skipped this question)	217

28. If you have any additional comments, please include them below:

View Total Respondents	87
(skipped this question)	433

29. We thank you for taking the time to complete this survey. Your input will help us shape the future of South Seattle and our ability to offer you four-year degrees. If you would like to be entered into our survey drawing to win one of the following prizes, please fill in your email address below. Your email address will only be used to notify you should you win one of our prizes. ... Gift certificate to a popular West Seattle restaurant ... Lunch certificates at our campus fine dining rooms - Alhadeff Grill and Cafe Alki ... Beauty makeover certificate at our campus salon ... Pastry package gift certificate at our campus pastry shop - Bernie's Place

View	Total Respondents	298
	(skipped this question)	222

[SurveyMonkey is Hiring!](#) | [Privacy Statement](#) | [Contact Us](#) | [Logout](#)

Copyright ©1999-2004 SurveyMonkey.com. All Rights Reserved.
No portion of this site may be copied without the express written consent of SurveyMonkey.com.